



SRINIVAS INSTITUTE OF DENTAL SCIENCES

Department of Oral Medicine and Radiology


(A UNIT OF A. SHAMA RAO FOUNDATION)

Mukka, Surathkal, Mangalore – 574 146, Phone: 0824-2011266

Fax: 0824-2475111, E-mail: deandental@srinivasgroup.com Website: www.srinivasgroup.com

Date: 01/06/2026

<u>Sl. No.</u>	<u>Date</u>	<u>Patient Registration No.</u>	<u>Details of all Major clinical procedure, Special Cases & implant cases</u>
1	02-05-2026	20260502178	Tobacco pouch keratosis: - Habit counselling done
3	05-05-2026	20260505165	Leukoplakia:- Habit counselling done
4	07-05-2026	20260507138	Carcinoma of lip: - referred for surgical evaluation
5	09-05-2026	20260504162	Apthous ulcer: - topical anesthetic given
6	09-05-2026	20260509159	Infratemporal space infection: - OPG taken, referred for surgical evaluation
7	13-05-2026	20260513151	Leukoplakia:- Habit counselling, antioxidants given
8	20-05-2026	20260520164	Dentoalveolar fracture: - referred for Surgical evaluation
9	22-05-2026	20260522169	Odontome with impacted 47, OPG, CBCT taken, referred for surgical evaluation
10	25-05-2026	20260525176	Traumatic ulcer: - topical anesthetic given
11	25-05-2026	2026052164	Lichen Planus: - topical steroid given
12	25-05-2026	20260525168	Lichen planus: - topical steroid given
13	25-05-2026	20260525151	Buccal space infection: - OPG taken, referred for pedodontic evaluation
14	27-05-2026	20260527169	Tobacco pouch keratosis: - habit counselling
15	27-05-2026	20260527163	OSMF: -Anti oxidants, habit counselling
16	28-05-2026	20260529164	Traumatic fibroma: - referred for surgical evaluation
17	28-05-2026	20260529168	Denture Stomatitis: - Candid mouth paint given


HOD Sign:
Department
Oral Medicine & Radiology
Srinivas Institute of Dental Sciences
Mukka, Surathkal - 574 146


Dean sign:
Dean
Srinivas Institute of Dental Sciences
Srinivasnagar, Mukka, Surathkal - 574 146



SRINIVAS INSTITUTE OF DENTAL SCIENCES

DEPARTMENT OF PROSTHODONTICS & CROWN BRIDGE

(A UNIT OF A. SHAMA RAO FOUNDATION)

Mukka, Surathkal, Mangalore – 574 146, Phone: 0824-2011266

Fax: 0824-2475111. E-mail: deandental@srinivasaroup.com Website: www.srinivasaroup.com

DEPARTMENT OF PROSTHODONTICS & CROWN BRIDGE

Department patient statistics of major cases and special cases for the month of May, 2026.

Sl. No.	Date	Patient Registration No.	Details of all Major clinical procedure, Special Cases & implant cases
1	05-05-2026	20250929005	Relining and rebasing -Diagnosis and treatment planning for relining and rebasing of mandibular CD
2	05-05-2026	387585	Transitional prosthesis - Primary impression made for transitional prosthesis
3	05-05-2026	20251110087	Metal Overlay - Tooth preparation done for metal overlay prosthesis
4	08-05-2026	20250410074	Cusil Denture - Primary impression for cusil denture
5	12-05-2026	333540	Long span FPD preparation done wrt 11,12,13,14,15,16,17
6	12-05-2026	250457	Telescopic Overdenture - Coping preparation done telescopic overdenture
7	12-05-2026	20260124162	Zirconia crowns cementation done wrt 16,17
8	12-05-2026	20250929005	Relining and rebasing - Border extension done for relining and rebasing of mandibular CD
9	13-05-2026	20250410148	Implant - Diagnostic impression made for implant planning
10	14-05-2026	20260513190	Maryland Bridge - Diagnostic impression made for Maryland bridge
11	14-05-2026	20250716055	FMR - Metal try-in done wrt 44,45,46 for FMR
12	14-05-2026	20251219144	Overdenture coping preparation done
13	15-05-2026	20260131136	RPD OSMF - Bite Registration done for Oral Submucosa Fibrosis (RPD)
14	15-05-2026	20260513190	Maryland bridge - Tooth preparation done wrt 32, 41 for Maryland bridge
15	15-05-2026	20260422170	Implant - Diagnostic impression made for implant planning
16	16-05-2026	20250626055	FMR - Tooth preparation done wrt 33,32,31,41,42,43 for FMR
17	19-05-2026	20250410148	Implant - Implant placement done wrt 36,37
18	20-05-2026	20260131136	RPD OSMF - Try In done for Oral Submucosa Fibrosis (RPD)

19	21-05-2026	20250410074	Cusil Denture- Border moulding and secondary impression for cusil denture
20	21-05-2026	20251110114	Overlay- Try-in of Overlay prosthesis done
21	21-05-2026	20250716055	FMR- Cementation done wrt 44,45,46 for FMR
22	22-05-2026	20250929005	Relining and rebasing - CD insertion done – Relining and rebasing
23	22-05-2026	20260511005	FMR - Diagnostic impression made for full mouth rehabilitation
24	23-05-2026	20260521178	Relinig - Relining of mandibular CD
25	25-05-2026	20260427163	Implant- Dignostic impression made for implant planning wrt 36,37
26	25-05-2026	313037	RPD Dual tray- Try- in done for modified single tray dual impression technique for RPD
27	26/05//2026	20260131136	RPD OSMF- RPD insertion for Oral submucous fibrosis
28	26-05-2026	20250410074	Cusil denture- Bite registration for cusil denture
29	26-05-2026	20250716055	FMR- Metal try-in done wrt 34,35,36,37,38 for FMR
30	26-05-2026	20260227173	All green technique - Secondary impression made using All green technique for resorbed mandibular ridge
31	29-05-2026	20250716055	FMR- Cementation done wrt 34,35,36,37,38 for FMR
32	30-05-2026	20260406187	Implant - Diagnostic impression made for implant planning
33	30-05-2026	20260406187	CPD- Diagnostic impression made

For
HOD Sign
Dept. of Prosthodontics
Srinivas Institute of Dental Sciences
Srinivas Nagar, Mukka
Surathkal, Mangalore - 574146

Dean Sign

Dean
Srinivas Institute of Dental Sciences
Srinivasnagar, Mukka, Surathkal - 574 146

Department of Conservative Dentistry and Endodontics

Sl. No.	Date	Patient Registration No.	Details of Special Cases
1	05-05-2026	2026040618	Cast Metal Inlay for Class II Cavity Restoration
2	05-05-2026	20260202052	Post-Endodontic Restoration with Fiber Post, Core Build-Up, and Crown
3	07-05-2026	318582	Ceramic Overlay Restoration of Maxillary Teeth
4	12-05-2026	361452	Esthetic Rehabilitation Using a Fiber Post and Full-Coverage Crown
5	14-05-2026	20260410153	Esthetic Rehabilitation of Peg Lateral with Putty Index
6	14-05-2026	20250415093	Restoration of a Grossly Decayed Endodontically Treated Tooth with Fiber Post and Crown
7	18-05-2026	20260406184	Cast Metal Inlay Restoration of a Posterior Tooth
8	18-05-2026	320113	Post-Endodontic Restoration with Fiber Post, Core Build-Up, and Crown
9	20-05-2026	20260404166	Cast Post and Core Restoration Followed by Full Coverage Crown
10	20-05-2026	374713	Fiber Post and Core Restoration Followed by Full Coverage Crown
11	22-05-2026	344680	Indirect Cast Metal Inlay
12	23-05-2026	20260511003	Ceramic Onlay Restoration of Maxillary Teeth
13	23-05-2026	20260511001	Veneer Placement for Midline Diastema Closure
14	23-05-2026	20251015128	Management of Middle Mesial Canal in Mandibular Molar
15	23-05-2026	20251105071	Endodontic Management of Open Apex in Anterior Teeth
16	25-05-2026	374878	Tooth-Colored Indirect Restoration Using a Ceramic Inlay
17	30-05-2026	384180	Adhesively Bonded Ceramic Inlay Restoration
18	30-05-2026	20260320169	Stamp Technique in Class I Composite Restoration
19	30-05-2026	20251129166	Rehabilitation Using a Fiber Post and Full-Coverage Crown

Dean
Srinivas Institute of Dental Sciences
Srinivasnagar, Mukka, Surathkal - 574 146

Head of the Department
HOD
Dept. of Conservative Dentistry & Endodontics
Srinivas Institute of Dental Sciences
Srinivas Nagar, Mukka
Surathkal, Mangalore - 574 146



SRINIVAS INSTITUTE OF DENTAL SCIENCES

DEPARTMENT OF PUBLIC HEALTH DENTISTRY

(A UNIT OF A. SHAMA RAO FOUNDATION)

Mukka, Surathkal, Mangalore- 574 146, Phone: 0824-2011266

Date: 08/06/2026

Department patient statistics of major cases and special cases for the month of May, 2026.

<u>Sl. No.</u>	<u>Date</u>	<u>Patient Registration No.</u>	<u>Details of all Major clinical procedure, Special Cases</u>
1	02-05-2026	20260502008	tobacco pouch keratosis - Habit counselling done
2	02-05-2026	20260502077	OSMF - Habit counselling done
3	02-05-2026	20260520180	Oral prophylaxis, GIC restoration 26, Pit and fissure sealant 27, 36, 37
4	02-05-2026	20260502026	tobacco pouch keratosis - Habit counselling done
5	02-05-2026	20260413147	Comprehensive - Pit and fissure sealant 37
E6	04-05-2026	20260504079	leukoplakia - Habit counselling done
7	04-05-2026	20260504133	OSMF - Habit counselling done
8	04-05-2026	20260504072	OSMF - Habit counselling done
9	04-05-2026	20260504105	leukoplakia - Habit counselling done
10	04-05-2026	20260520180	Oral prophylaxis, GIC restoration 26, Pit and fissure sealant 16,17
11	04-05-2026	366030	Oral prophylaxis, GIC restoration 17, Pit and fissure sealant 47
12	05-05-2026	20260505113	leukoplakia - Habit counselling done
13	05-05-2026	20260505138	Comprehensive - Oral prophylaxis, GIC restoration 16, Pit and fissure sealant 26
14	05-05-2026	39011620260	Comprehensive - Pit and fissure sealant 37
15	05-05-2026	20260429176	Comprehensive - Pit and fissure sealant 16
16	07-05-2026	20260507132	pan chewers mucosa - Habit counselling done
17	07-05-2026	20260507101	leukoplakia - Habit counselling done
18	07-05-2026	20260507093	OSMF - Habit counselling done
19	07-05-2026	20260507163	Comprehensive - Oral prophylaxis, GIC restoration 36, Pit and fissure sealant 27
20	07-05-2026	20260506146	Comprehensive - Pit and fissure sealant 26
21	07-05-2026	20250801124	Comprehensive - Pit and fissure sealant 17
22	08-05-2026	20260508060	tobacco pouch keratosis - Habit counselling done
23	08-05-2026	20260508073	leukoplakia - Habit counselling done
24	08-05-2026	20260508021	OSMF - Habit counselling done

hcl

25	08-05-2026	20260508119	OSMF - Habit counselling done
26	08-05-2026	20260508138	Comprehensive - Pit and fissure sealant 36,37
27	08-05-2026	20260506168	Comprehensive - Pit and fissure sealant 36,37
28	08-05-2026	20260508145	Comprehensive - Oral prophylaxis, Composite restoration 45, 46, Pit and fissure sealant 16
29	09-05-2026	20260509070	pan chewers mucosa - Habit counselling done
30	09-05-2026	20260509048	leukoplakia - Habit counselling done
31	09-05-2026	20260529168	Comprehensive - Oral prophylaxis, Composite restoration 27, Pit and fissure sealant 16
32	11-05-2026	20260314176	Comprehensive - Oral prophylaxis, Composite restoration 16, Pit and fissure sealant 37
33	11-05-2026	20260506172	Comprehensive - Pit and fissure sealant 37
34	11-05-2026	20260506169	Comprehensive - Oral prophylaxis, GIC restoration 15, Pit and fissure sealant 48
35	12-05-2026	20260512072	tobacco pouch keratosis - Habit counselling done
36	12-05-2026	20260512005	OSMF - Habit counselling done
37	12-05-2026	20260512044	leukoplakia - Habit counselling done
38	12-05-2026	20260512149	Comprehensive - Fluoride application
39	13-05-2026	20260513062	leukoplakia - Habit counselling done
40	13-05-2026	20260513142	Comprehensive - Pit and fissure sealant 37
41	13-05-2026	368574	Comprehensive - Composit restoration 17, Pit and Fissure sealant 36
42	14-05-2026	20260513142	Comprehensive - Fluoride application
43	15-05-2026	20260515026	leukoplakia - Habit counselling done
44	15-05-2026	20260515050	tobacco pouch keratosis - Habit counselling done
45	15-05-2026	20260515014	smokers palate - Habit counselling done
46	16-05-2026	20260516025	lichenoid rection - Habit counselling done
47	16-05-2026	20260516130	tobacco pouch keratosis - Habit counselling done
48	16-05-2026	20260324165	Comprehensive - Fluoride application
49	16-05-2026	20260212164	Comprehensive - Oral prophylaxis, Composite restoration 46, Pit and fissure sealant 47
50	18-05-2026	20260518114	leukoplakia - Habit counselling done
51	18-05-2026	20260518100	tobacco pouch keratosis - Habit counselling done
52	18-05-2026	356520	Comprehensive - Oral prophylaxis, Composite restoration 35, Pit and fissure sealant 25, 28
53	18-05-2026	20260518170	Comprehensive - Oral prophylaxis, Composite restoration 47, Pit and fissure sealant 36

54	18-05-2026	20260518182	Comprehensive - Oral prophylaxis, GIC restoration 46, Pit and fissure sealant 37
55	19-05-2026	20260519183	Comprehensive - Oral prophylaxis, Composite restoration 16,26, Pit and fissure sealant 17
56	20-05-2026	20260520019	leukoplakia - Habit counselling done
57	20-05-2026	20260520051	OSMF - Habit counselling done
58	20-05-2026	20260520079	lichen planus - Habit counselling done
59	21-05-2026	20260521083	leukoplakia - Habit counselling done
60	21-05-2026	20260521111	leukoplakia - Habit counselling done
61	21-05-2026	20260521121	tobacco pouch keratosis - Habit counselling done
62	21-05-2026	20260521180	Comprehensive - Oral prophylaxis, Composite restoration 36, Pit and fissure sealant 37
63	22-05-2026	20260522084	tobacco pouch keratosis - Habit counselling done
64	22-05-2026	20260522011	lichenoid rection - Habit counselling done
65	22-05-2026	20250306134	Comprehensive - Oral prophylaxis, Composite restoration 37, Pit and fissure sealant 36
66	22-05-2026	20260522179	Comprehensive - Oral prophylaxis, Composite restoration 37, Pit and fissure sealant 27
67	23-05-2026	20260523031	tobacco pouch keratosis - Habit counselling done
68	23-05-2026	20260523015	OSMF - Habit counselling done
69	23-05-2026	20260523034	leukoplakia - Habit counselling done
70	23-05-2026	20260523035	pan chewers mucosa - Habit counselling done
71	23-05-2026	20260502320	leukoplakia - Habit counselling done
72	23-05-2026	20260523169	Comprehensive - Oral prophylaxis, Composite restoration 46
73	23-05-2026	20260523004	OSMF - Habit counselling done
74	25-05-2026	20260411175	Comprehensive - GIC restoration 26, Pit and fissure sealant 17
75	26-05-2026	20260526065	leukoplakia - Habit counselling done
76	26-05-2026	20260526051	OSMF - Habit counselling done
77	27-05-2026	20260527169	tobacco pouch keratosis - Habit counselling done
78	27-05-2026	20260527106	OSMF - Habit counselling done
79	27-05-2026	20260527127	lichen planus - Habit counselling done
80	27-05-2026	20260527014	leukoplakia - Habit counselling done
81	27-05-2026	20260527018	tobacco pouch keratosis - Habit counselling done
82	27-05-2026	20260526169	Comprehensive - Composite restoration 26,28, Pit and fissure sealant 27
83	29-05-2026	20260529073	tobacco pouch keratosis - Habit counselling done
84	29-05-2026	20260529042	OSMF - Habit counselling done

85	29-05-2026	20260524009	tobacco pouch keratosis - Habit counselling done
86	29-05-2026	20260529100	tobacco pouch keratosis - Habit counselling done
87	29-05-2026	20260529086	OSMF - Habit counselling done
88	29-05-2026	20250729132	Comprehensive - Oral prophylaxis, GIC restoration 27, Pit and fissure sealant 17
89	30-05-2026	20260530150	OSMF - Habit counselling done



HOD Sign

Department
Public Health Dentistry
Srinivas Institute of Dental Sciences
Mukka, Surathkal - 574 .46



Dean Sign

Dean
Srinivas Institute of Dental Sciences
Srinivasaagar, Mukka, Surathkal - 574 146



SRINIVAS INSTITUTE OF DENTAL SCIENCES

DEPARTMENT OF ORHODONTICS & DENTOFACIAL ORTHOPEDICS


(A UNIT OF A. SHAMA RAO FOUNDATION)

Mukka, Surathkal, Mangalore - 574 146, Phone: 0824-2011266

Fax: 0824-2475111. E-mail: deandental@srinivasaroum.com Website: www.srinivasaroum.com

Department patient statistics of major cases and special cases for the month of May, 2026.

<u>Sl. No.</u>	<u>Date</u>	<u>Patient Registration No.</u>	<u>Details of all Major clinical procedure, Special Cases & implant cases</u>
1	06-05-2026	306716	Bone Anchored Maxillary Protraction
2	11-05-2026	100916	Disimpaction
3	13-05-2026	2025122 4151	Infrazygomatic implants for intrusion along with ervedy appliance and expansion plate
4	18-05-2026	343991	Buccal shelves implants placed for distalization wrt lower arch
5	20-05-2026	2025122 4151	Aligners
6	22-05-2026	383247	Refinement aligners

for HOD, 
HOD Sign

Professor and Head
Department of Orthodontics
Srinivas Institute of Dental Sciences
Mukka, Surathkal, Mangalore - 574 146

Dean Sign


Dean
Srinivas Institute of Dental Sciences
Srinivasnagar, Mukka, Surathkal - 574 146



SRINIVAS INSTITUTE OF DENTAL SCIENCES

DEPARTMENT OF PERIODONTICS

(A UNIT OF A. SHAMA RAO FOUNDATION)


Mukka, Surathkal, Mangalore – 574 146, Phone: 0824-2011266

Fax: 0824-2475111. E-mail: deandental@srinivasaroup.com Website: www.srinivasaroup.com

DEPARTMENT OF PERIODONTICS

Department patient statistics of major cases and special cases for the month of May, 2026.

Sl. No.	Date	OP. No.	Patient Name	Details of Case
1	02-05-2026	20260117055	Kiran	Frenectomy
2	02-05-2026	20260203177	Pavani	Frenectomy
3	04-05-2026	20260327072	Neetha	Gingivectomy
4	04-05-2026	20260317124	Pramodha	Gingivectomy
5	05-05-2026	20260413130	Hajeena	Crown lengthening
6	05-05-2026	20260324052	Karthik	Depigmentation
7	06-05-2026	20260326095	Asma	Gingivectomy
8	06-05-2026	20260327041	Lakkhana	Gingivectomy
9	07-05-2026	20260411010	Kripa	Frenectomy
10	07-05-2026	20260310110	Charanya	Gingivectomy
11	08-05-2026	20260416001	Vinith	Gingivectomy
12	08-05-2026	20260416014	Swapna	LANAP
13	09-05-2026	20260420232	Bhavani	Frenectomy
14	09-05-2026	20260416017	Jayalakmi	Frenectomy
15	11-05-2026	20260406073	Naksha	Frenectomy
16	11-05-2026	20260413072	Kavithesh	Frenectomy
17	11-05-2026	20260506162	Sathwik	Gingivectomy
18	12-05-2026	20260420111	Anu	Gingivectomy
19	12-05-2026	20260401074	Aminitha	Gingivectomy
20	13-05-2026	20260404119	Sama	Gingivectomy
21	13-05-2026	20260415133	Supriya	Frenectomy
22	14-05-2026	20260304002	Arpitha	Crown lengthening
23	14-05-2026	20260410111	Vishwanatha	Frenectomy
24	15-05-2026	20260407071	Rashmi	Flap Surgery
25	15-05-2026	20260411065	Mallika	Depigmentation
26	16-05-2026	20260323140	Shiva	Frenectomy
27	16-05-2026	20260327112	Shamala	LANAP
28	18-05-2026	20260407093	Sachin	Frenectomy
29	18-05-2026	20260415033	Poorvik	Gingivectomy
30	19-05-2026	391150	Amina	Frenectomy
31	21-05-2026	209592	Vanitha	Root planing
32	28-05-2026	20260423163	Ihaslema	Operculectomy

HOD Sign 
Department of Periodontics
Srinivas Institute of Dental Sciences
Mukka, Surathkal, Mangalore - 574 146

Dean Sign 
Dean
Srinivas Institute of Dental Sciences
Srinivasnagar, Mukka, Surathkal - 574 146



SRINIVAS INSTITUTE OF DENTAL SCIENCES

(A UNIT OF A. SHAMA RAO FOUNDATION)

DEPARTMENT OF PEDIATRIC AND PREVENTIVE DENTISTRY

Mukka, Surathkal, Mangalore – 574 146, Phone: 0824-2011266

Fax: 0824-2475111, E-mail: deandental@srinivasgroup.com Website: www.srinivasgroup.com

Details of Special Cases

SL no.	Date	OP Number	Details of case
1	19/05/2026	391150	Laser Frenectomy and Crown lengthening done wrt 11,21
2	14/05/2026	20251230156	2*4 Appliance for diastema closure wrt 11,21
3	22/05/2026	20260413151	Habit breaking appliance Insertion of oral screen
4	25/05/2026	313862	Myofunctional appliance Twin Block appliance therapy
5	05-06-2026	20260406138	Surgical exposure of 21 with enlarged follicular space
6	29/05/2026	321001	Cementation of lingual retainers wrt 12, 11, 22, 21 (retention phase – 2x4 appliance therapy)
7	19/5/2026	20251210114	Habit breaking appliance - removable tongue crib appliance
8	13/05/2026	20251210114	Habit breaking appliance - double oral screen
9	05-04-2026	20251000305	Orthopedic Appliance delivery Headgear
10	13/05/2026	20251222139	Orthopedic appliance Insertion of rapid maxillary expansion


Head of the Department

Dr. K. RESHMA PAI
Professor & HOD

Dept. of Pedodontics & Preventive Dentistry
Srinivas Institute of Dental Sciences
Mukka, Surathkal, Mangalore - 574 145


Dean

Dean

Srinivas Institute of Dental Sciences
Srinivasnagar, Mukka, Surathkal - 574 146



SRINIVAS INSTITUTE OF DENTAL SCIENCES

(A UNIT OF A. SHAMA RAO FOUNDATION)

Mukka, Surathkal, Mangalore – 574 146, Phone: 0824-2011266

Fax: 0824-2475111, E-mail: deandental@srinivasgroup.com Website: www.srinivasgroup.com

DEPARTMENT OF ORAL AND MAXILLOFACIAL SURGERY

Sl. No.	Date	Patient Registration No.	Name/Age/sex	Details of all Major clinical procedure
1.	09-05-2026	IP202605061273	LAXMI /66YRS F	(INFRA TEMPORAL SPACE INFECTION) EXTRACTION OF 15,16 DONE WITH INCISION AND DRAINAGE UNDER LA
2.	11-05-2026	IP202608121802	PASCAL/57YRS M	(DEEP LACERATION) SUTURING DONE UNDER LA
3.	16-05-2026	IP202608120002	JITHESH/ 18YRS M	(RIGHT MANDIBULAR ANGLE FRACTURE) ORIF OF MANDIBULAR ANGLE UNDER GA
4.	16-05-2026	IP202605130804	JALAJA / 85YRS F	PAROTID ABCESS, SUBMENTAL, SUBMANDIBULAR SPACE INFECTION INCISION AND DRAINAGE UNDER GA

HOD SIGNATURE

HOD
Dept. of Oral and Maxillofacial Surgery
Srinivas Institute of Dental Sciences
Mukka, Surathkal, Mangalore - 574 146

Dean
Srinivas Institute of Dental Sciences
Srinivasnagar, Mukka, Surathkal - 574 146



SRINIVAS INSTITUTE OF DENTAL SCIENCES

(A UNIT OF A. SHAMA RAO FOUNDATION)

Mukka, Surathkal, Mangalore – 574 146, Phone: 0824-2011266

Fax: 0824-2475111, E-mail: deandental@srinivasgroup.com Website: www.srinivasgroup.com

Date: 01/06/2026

DEPARTMENT OF ORAL & MAXILLOFACIAL PATHOLOGY- MAY 2026

Date	Biopsy	Cytology	Haematology
01-05-2026			
02-05-2026	1		
04-05-2026			
05-05-2026			
06-05-2026			
07-05-2026			
08-05-2026			
09-05-2026			
11-05-2026			
12-05-2026			
13-05-2026			
14-05-2026			
15-05-2026	1	1	
16-05-2026			
18-05-2026		1	
19-05-2026			
20-05-2026			
21-05-2026			
22-05-2026			
24-05-2026			
25-05-2026			
26-05-2026			
27-05-2026			
28-05-2026			
29-05-2026		1	
30-05-2026	1		
Total	3	3	0

HOD

Dept. of Oral Pathology

HOD

Dept. of Oral Pathology &
Microbiology

Srinivas Institute of Dental Sciences

Srinivas Nagar, Mukka

Surathkal, Mangalore - 574 146

Dean

Srinivas Institute of Dental Sciences
Srinivasnagar, Mukka, Surathkal - 574 146



SRINIVAS INSTITUTE OF DENTAL SCIENCES

(A UNIT OF A. SHAMA RAO FOUNDATION)

Mukka, Surathkal, Mangalore – 574 146, Phone: 0824-2011266

Fax: 0824-2475111, E-mail: deandental@srinivasgroup.com Website: www.srinivasgroup.com

Date: 01/06/2026

DEPARTMENT OF ORAL & MAXILLOFACIAL PATHOLOGY- May 2026

Special cases

BIOPSY REPORT

Patient's name: Rajesh

OPD No: 20260416136

Age/ Sex: 55/M

Biopsy No: B-09/26

Address: Hejamadi

Date: 02/05/2026

Ref. by: OMFS

Clinical details: Ulceroproliferative growth in right retromolar triangular area

Provisional diagnosis: Squamous cell carcinoma

Biopsy details:

Type of biopsy: Incisional Biopsy

Date of biopsy: 25/04/2026

Macroscopic features: Received 3 soft tissue specimens (9A, 9B, 9C). Bit 9A measuring around 1.5 x 0.75 cms, 9B & 9C measuring around 1 x 0.75 cms, grayish white in colour, firm in consistency. Bits are processed in 3 separate blocks

Microscopic features: Section (9A, 9B, 9C) shows dysplastic and dyskeratotic epithelium having a discontinuous basement membrane with epithelial cells invading into underlying connective tissue in the form of sheets, nests and islands. Epithelial cells appear to be highly dysplastic with features like hyperchromatism, increase in nuclear cytoplasmic ratio, individual cell keratinization and numerous abnormal mitotic figures. Dense chronic inflammatory cells are also evident in the stroma. Submucosa shows dysplastic epithelial cells invading into the minor salivary gland capsule (9A) but glandular architecture maintained. Vascularity is moderate.

Impression: Features are suggestive of

'Poorly Differentiated Squamous Cell Carcinoma'

Remarks:

HOD

Department of Oral Pathology
HOD

Dept. of Oral Pathology &
Microbiology

Srinivas Institute of Dental Sciences

Srinivas Nagar, Mukka

Surathkal, Mangalore - 574 146

Dean

Srinivas Institute of Dental Sciences
Srinivasnagar, Mukka, Surathkal - 574 146

DEPARTMENT OF ORAL & MAXILLOFACIAL PATHOLOGY

Special cases

BIOPSY REPORT

Patient's name: Shaniyar Naik
Age/ Sex: 51 Yrs /M
Address: Bhatkal, Mundalli, DK

OPD No: 20260507138
Biopsy No: 10/26
Date: 15/05/2026
Ref.by: Dept. OMFS

Clinical details: Patient complains ulcerative growth in the lower left back region of the mouth since 2-3 months.

A firm spherical swelling measuring 2cm x 2cm seen on the skin over the left side of the lower part of the mandible .

Provisional diagnosis: Carcinoma - Dentoalveolar

Biopsy details:

Type of biopsy: Incisional Date of biopsy: 7/05/2026

Macroscopic features: Received 3 bits of soft tissue specimen, 1 large bit measuring about 2.5cmX 0.5cm and remaining were measuring 0.25X0.25cm. soft to firm in consistency. Whitish brown in color.

Microscopic features: H&E stained and studied section reveals dysplastic and dyskeratotic epithelium. The Underlying connective tissue shows islands of epithelial cells and numerous keratin pearls formation. Individual cell keratinizations are also evident. Dense collagen fibers and numerous chronic inflammatory cells are also seen in the stroma with moderate vascularity.

Impression: correlating with the clinical findings Features are Suggestive of

“Well Differentiated Squamous Cell Carcinoma”

Remarks:



HOD

Department of Oral Pathology
HOD

Dept. of Oral Pathology &
Microbiology

Srinivas Institute of Dental Sciences

Srinivas Nagar, Mukka

Surathkal, Mangalore - 574 146


Dean
Srinivas Institute of Dental Sciences
Srinivasnagar, Mukka, Surathkal - 574 146

DEPARTMENT OF ORAL & MAXILLOFACIAL PATHOLOGY

Special cases

BIOPSY REPORT

Patient's name: Savitri

Age/ Sex: 60/F

Address: Brahmavar, Udupi

OPD No: - Private Case

Biopsy No: **B-11/26**

Date: 30/05/2026

Ref. by: Dr Ramakrishna Mayya

Clinical details: Pain in extraction area since 2 months. Ulceroproliferative growth in the upper front region of the jaw.

Provisional diagnosis: Metastatic tumor from breast

Biopsy details:

Type of biopsy: Incisional Biopsy

Date of biopsy: 26/05/2026

Macroscopic features: Received 1 bit of soft tissue specimens measuring 1.3cmX1.1cm. Soft to firm in consistency. Bit 9A measuring around 1.5 x 0.75 cms, firm in consistency, whitish brown in color with irregular surface texture. Specimen was cut into 2 smaller bits [11/26A, 11/26B] Bits are processed in 2 separate blocks.

Microscopic features: H&E stained and studied section (11/26A, 11/26B) shows dysplastic and dyskeratotic epithelium having a discontinuous basement membrane with epithelial cells invading into underlying connective tissue in the form of sheets, nests and islands. Underlying connective tissue shows numerous concentric layers of abnormal squamous cells surrounding a core of dense, eosinophilic keratin, suggestive of keratin pearls. Dense chronic inflammatory cell infiltrates are also evident in the stroma with moderate vascularity.

Impression: Features are suggestive of

'Well Differentiated Squamous Cell Carcinoma'

Remarks: -



HOD

Department of Oral Pathology

HOD

Dept. of Oral Pathology &

Microbiology

Srinivas Institute of Dental Sciences

Srinivas Nagar, Mukka

Surathkal, Mangalore - 574 146



Dean

Srinivas Institute of Dental Sciences
Srinivasnagar, Mukka, Surathkal - 574 146